



2020 Hope Water Project Fundraising

Welcome to the 2020 Hope Water Project Event Year. We are thankful for your participation and commitment to clean water! The Rock fundraising platform has been rolled out this year to support our 2020 fundraising efforts. This guide will take you through all the in's and out's and prepare you for the setup and management of your fundraising page.

We are here to help, please send questions to info@hopewaterproject.org

Contents

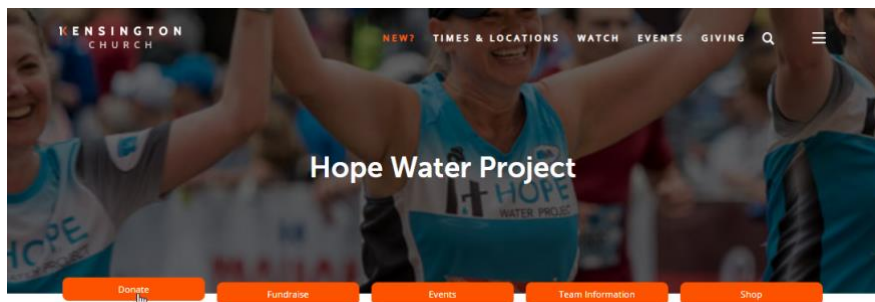
The Links	1
Main Hope Water Project Page	1
Making Donations.....	2
Setup Your Fundraising Page	3
Page Setup While Registering For An Event	3
Page Setup – Not During Event Registration	3
Working With Your Active Fundraising Page.....	3
Fundraising and Website Enhancements	5
Summary of Enhancements.....	5
Did You Know.....	6
2020 Incentive Program.....	6

The Links

1. Our main **Hope Water Project Website** is [here](#).
2. Our **Team Fundraising and Donating** page is [here](#).

Main Hope Water Project Page

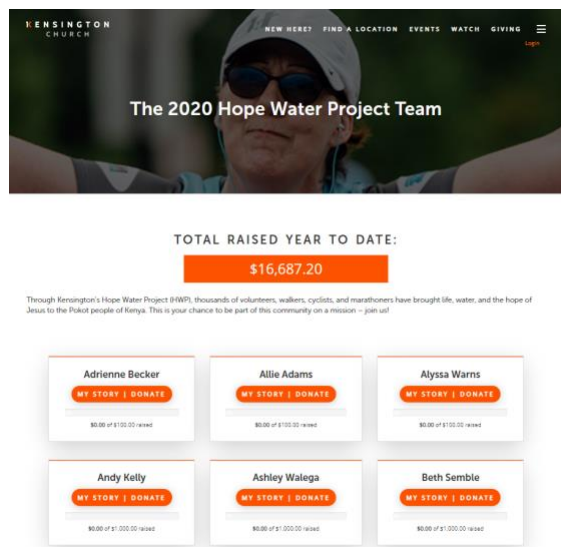
From the main Hope Water Project website, you can access different areas of the page and the website using the orange buttons along the border under the picture.



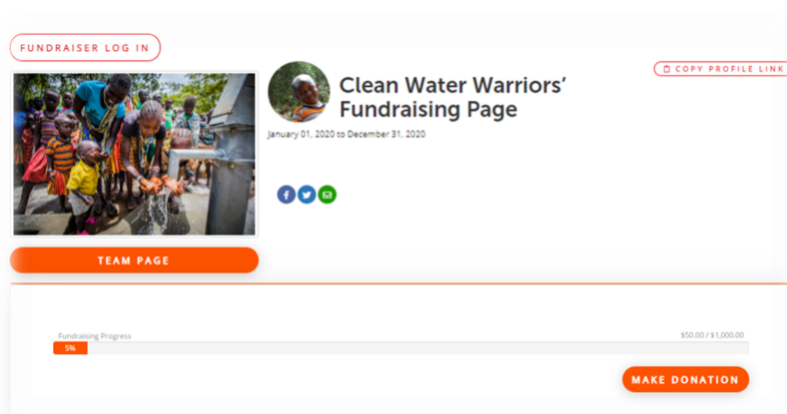


Making Donations

1. Donations can start at the **Team Fundraising** page [here](#).



2. To make a General Donation, locate the **General Donation** box and click **My Story/Donate** link to donate. To make a donation to an individual's fundraising campaign click their **My Story/Donate** link to view their page.



3. Click **Make Donation** to donate.



Setup Your Fundraising Page

We are providing our team with opportunities to setup their pages while registering for events which means one stop setup! You can also setup your page separate, before or after event registration.

Page Setup While Registering For An Event

When you register for an event (i.e. Virtual 5K) you will be asked, while registering, if you want to setup your page and if you do, finish completing the questions and your page will be setup – one step!! (For list of current events to register for, visit the main website and click **Events**.)

Page Setup – Not During Event Registration

If you did not opt to setup your page while registering for the event, you can still setup your page separately.

Quick Setup:

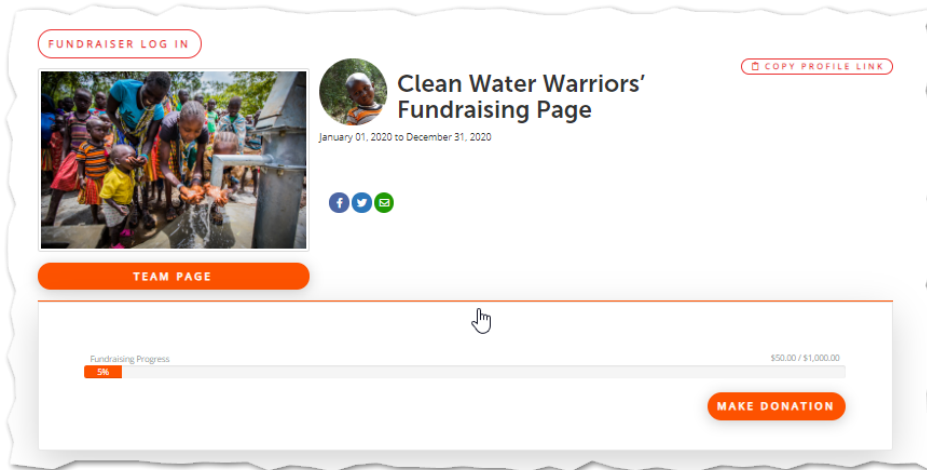
1. Navigate [here](#).
 - a. If you have a login, enter the information.
 - b. If you do have an account but do not have your username or password, click **Forgot Account**.
 - c. If you do not have an account, click **Create Account**.
2. Complete the questions in the setup form and your page will be created!
3. Congratulations on setting up your page! To personalize it, follow the instructions below for [Working With Your Active Fundraising Page](#).

To Review Fundraising Information and then Setup Page:

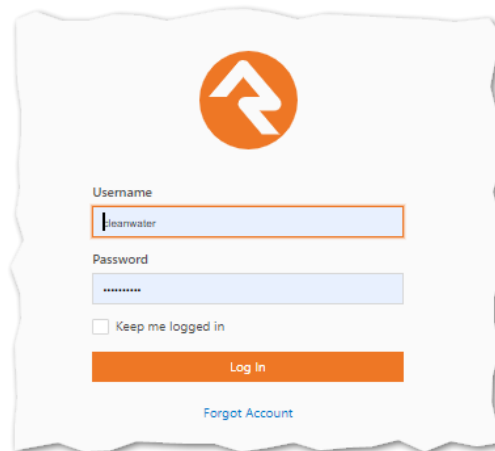
1. Navigate [here](#).
2. Click **Fundraising** from the menu bar.
3. Review the instructions and information about fundraising.
4. Click the link in Step 1 and follow **Quick Setup** above.

Working With Your Active Fundraising Page

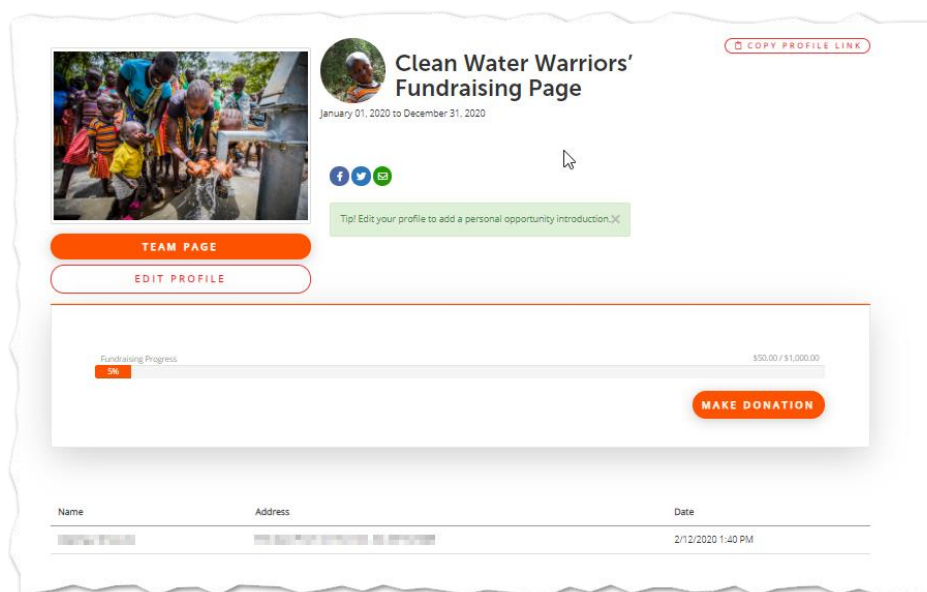
1. If you already have a fundraising page setup, start [here](#) and click your individual **My Story/Donate** link to login and follow the below instructions.
2. Your **My Story/Donate** button will take you to your individual fundraising page.



3. Click **Fundraiser Log In** (top left of the picture), which will navigate you to the login page.



4. Once logged in, you will be navigated to your individual fundraising page:



5. From this page a fundraiser can:
 - a. Click the **Copy Profile Link** to share the link with friends and family so they can immediately navigate them to this page to donate.
 - b. Click the **Make Donation** link to donate to your own page.
 - c. Click the **Team Page** link to return to the main team page / list of people's pages.
 - d. Click the **Edit Profile** link to edit your page text, add/change photos and/or view your donations.
 - e. Click **the Social Media** icons to share the page on social media channels.
 - f. View the individual donations (if available, at bottom of the page) to prepare thank you notes.

Fundraising and Website Enhancements

From reviewing this document, you may have already noticed many changes to this year's fundraising platform. We are very excited about the enhancements and look forward to [hearing about your experience](#). If you have questions or comments, please contact info@hopewaterproject.org.

Summary of Enhancements

1. New look and feel to the Hope Water Project website.
2. New Fundraising Team Page with visibility into all team members who are fundraising for Hope Water Project.
3. Ability to see individual and team goals and progress (progress bar on team and individual pages) and quickly access individual pages.
4. Easy access to login to your individual page (from the Fundraiser Login button).
5. Ability to add up to three personal pictures to your story.
6. Daily email that will be sent to you with a list of donations received that day
 - a. Emails will only be sent if donations occurred that day.
 - b. Emails will only include new donations in that day.



- c. View your entire list of donations from your profile page (see [Working With Your Active Fundraising Page](#))

Did You Know

Donors can make one-time donations and have the option to setup recurring donations for weekly, bi-weekly, twice a month and monthly!

The image shows a screenshot of a web form titled "Contribution Information". The form has a light gray header with the title. Below the header, there is a section for "Donation Amount" with a dollar sign and the value "0.00". Below that is a section for "Frequency" with a dropdown menu. The dropdown menu is open, showing five options: "ONE-TIME", "One-Time", "Weekly", "Bi-Weekly", "Twice a Month", and "Monthly". A mouse cursor is pointing at the "ONE-TIME" option in the dropdown menu.

2020 Incentive Program

We have a new incentive program to incorporate the 5k fundraising and the large event fundraising efforts. We appreciate everyone's commitment and want to celebrate with you.

The fundraising incentives will be mailed out periodically through the 2020 year as people reach the fundraising steps of \$100, \$250, \$500 and \$750.

\$100 = Silicone Water Bottle Wristband

\$250 = HWP Headband

\$500 = \$20 Gift Card

\$750 = Long Sleeved Performance T-Shirt